







Scale Remover

-  **Powerful** - Body oil, soap film and mineral deposit remover.
-  **Fast-Acting** - Penetrates and removes encrusted calcium and lime scale.
-  **Versatile** - Used to clean shower areas, restroom fixtures, foodservice preparation areas and glass.
-  **Safe** - All-natural ingredients.

What is Beyond Green Cleaning™ Scale Remover?

It is a powerful scale remover designed to remove body oil, soap film and hard water deposits from a variety of surfaces. Beyond Green Cleaning™ Scale Remover dissolves more scale than competitive products which contain hazardous acids. Beyond Green Cleaning™ Scale Remover is non-corrosive, non-fuming, and non-toxic.

What is Nano-Natural Technology?

Nano-Natural Technology is the use of extremely small molecular structures and all-natural ingredients. Nano-Natural Technology involves Active-Nanoids which dissolve and remove soil from any surface without using chemicals. Beyond Green Cleaning™ Scale Remover breaks down body oil, soap film and mineral deposits into microscopic particles that disperse in water and repel one another. The particles are then easy to remove and less likely to re-adhere to the cleaned surfaces. The molecular structure of these particles is so small they can forcefully penetrate molecules of daunting deposits for quick and easy removal.

Where to Use?

Sinks, showers, toilets, drinking fountains, fixtures, food-preparation areas and glass.

How to Apply?

Showers:

Apply solution to walls using a wall mop or sponge. Start at the bottom and work up. Allow product to remain on the walls for a few minutes. Agitate and rinse the walls and fixtures with clean water. Follow the same procedure for cleaning shower floors.

Restrooms:

Apply by spraying onto surface. Agitate with a brush, sponge, or cloth. Rinse the surface with water and wipe clean with a cloth.

Toilets/Urinals:

Clean outside of toilet and the seat, top and bottom, including pipes, hinges and entire base of the bowl. Wash inside of toilet with bowl brush and flush to rinse.

Glass:

Apply by spraying onto glass surface. Agitate surface with a brush or sponge. Rinse with water or wipe surface clean with a cloth.

Foodservice:

Spray on equipment, such as stainless steel tables, steam tables and food-preparation areas. Agitate with a brush or cloth and rinse or wipe dry.

How is It Packaged?

It is packaged in recyclable HDPE gallons, four per case (9110-004) and standard quarts, twelve per case (9110-032). Please inquire about larger packaging and pricing.

Product Advantages

Dissolves hard water deposits.

Eliminates soap film.

Safe on all washable surfaces.

No odors or fragrances.

Product Specifications

pH:	Neutral
Color:	Clear
Flash Point:	None
Odor:	Pleasant
Rinsability:	Excellent
Biodegradability:	Complete
Phosphate Content:	None