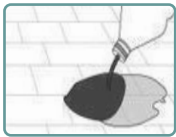








## Oil Vanisher Ultimate Stain Remover



-  **Powerful** - Microbe-powered oil stain remover.
-  **Effective** - Oil-consuming microbes break down and digest oil from a variety of surfaces.
-  **Versatile** - Removes stains from concrete, asphalt, pavers and more.
-  **Safe** - Bio-based using only 100% all-natural ingredients.

### Product Advantages

**Removes oil stains.**

**Safe for concrete, asphalt and pavers.**

**Digests oil and grease.**

**Works fast.**

#### Product Specifications

pH:	Neutral
Appearance:	Liquid
Color:	Clear
Flash Point:	None
Fragrance:	Pleasant
Shelf-stability	One year

### What is Oil Vanisher - Ultimate Stain Remover?

Removes oil stains from concrete, asphalt and pavers, garages, fuel pumps, drive-throughs and parking areas. Oil Vanisher Ultimate Stain Remover is a liquid that will soak into the surface and lifts the stain out where it can be washed away. When applied to a stained surface, Oil Vanisher Ultimate Stain Remover breaks up hydrocarbons and lifts the stains from surfaces rather than dissolving or burning them the way acid-based cleaners and other solvents do. Safe to use on concrete, asphalt, brick, paving tiles and cement.

### What is Nano-Natural Technology?

Nano-Natural Technology is the use of extremely small molecular structures and all-natural ingredients. One nanometer (nm) equals one ten-thousandth of the thickness of a human hair. Nano-Natural Technology involves Active-Nanoids which dissolve and remove soil from any surface without using chemicals. Oil Vanisher Ultimate Stain Remover breaks down stains into microscopic particles that disperse in water and repel one another.

The particles are then easy to remove and less likely to re-adhere to the cleaned surfaces. The molecular structure of these particles is so small they can forcefully penetrate molecules of daunting stains for quick and easy removal.

### How to Apply?

**Concrete and Pavers:** Add Oil Vanisher Ultimate Stain Remover to the stain area. Then apply half the amount of water to the stained area. Use a brush to agitate the stained area for 1 to 2 minutes. Make sure the solution does not dry. Add more product and water if necessary. Rinse the area completely with clean, high-pressure water. Repeat the application if necessary. The product may take longer to remove stains in cooler temperatures.

**Asphalt:** Add Oil Vanisher Ultimate Stain Remover to the stain area. Then apply half the amount of water to the stained area. Use a brush to agitate the stained area for 30 seconds. Rinse the area completely with clean, high-pressure water. A long dwell time is NOT RECOMMENDED because of the oil content in asphalt. The product may take longer to remove stains in cooler temperatures.

### How is It Packaged?

It is packaged in recyclable HDPE 5-gallon pails (8805-005); 15-gallon (8805-015) and 55 gallon drums (8805-055). Please inquire about larger packaging and pricing.